

Tailor Made

SANDVIK  
Coromant

# Hard part turning inserts tailor made offer (metric)

- Available in CAPP family: I415
- Available with insert styles: CCGW, CNGA, DCGW, DNGA, SNGA, TCGW and TNGA

Insert grade CB7014	CB7015	CB7025	CB7524	CB7525
------------------------	--------	--------	--------	--------

## Insert style/shape

<p>CCGW 2 Edges</p> 	<p>CNGA 4 Edges</p> 	<p>DCGW 2 Edges</p> 	<p>DNGA 4 Edges</p> 	<p>SNGA 8 Edges</p> 	<p>TCGW 3 Edges</p> 	<p>TNGA 6 Edges</p> 
---	---	---	--	---	---	---

Images show uncoated inserts but please note that CB7015 and CB7525 are coated.




## Nose radius

Insert style/shape	Nose radius options	
CCGW09T3	04 (0.397 mm)	08 (0.794 mm)
CNGA1204	08 (0.794 mm)	12 (1.191 mm)
DCGW11T3	04 (0.397 mm)	08 (0.794 mm)
DNGA1504	08 (0.794 mm)	12 (1.191 mm)
SNGA1204	12 (1.191 mm)	
TCGW1102 <sup>1)</sup>	04 (0.397 mm)	
TCGW1103 <sup>2)</sup>	04 (0.397 mm)	
TNGA1103	04 (0.397 mm)	
TNGA1604	08 (0.794 mm)	

## WH wiper

Only available with  
CNGA120408

## Edge condition

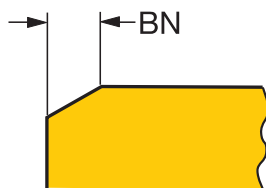
E = ER Standard ER	
S = Chamfer + ER	
T = Chamfer only	

<sup>1)</sup>This is the only thickness available for grades CB7524 & CB7525.

<sup>2)</sup>This thickness is only available for grades CB7014, CB7015, CB7025.

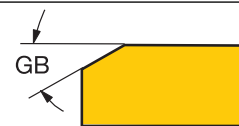
### Chamfer width

- 0.05 mm
- 0.10 mm
- 0.15 mm
- 0.20 mm
- 0.25 mm
- 0.30 mm
- 0.35 mm



### Chamfer angle

Chamfer angle range: 10° to 40° incl.



### Maximum cutting edge length

Insert style/shape	CB7014, CB7015, CB7025	CB7524, CB7525
CCGW	2.0 mm	2.8 mm
CNGA	2.9 mm	2.9 mm
DCGW	2.1 mm	3.1 mm
DNGA	3.6 mm	3.6 mm
TCGW	1.8 mm	3.1 mm

Insert grade	CB7014, CB7015, CB7025, CB7524, CB7525
Insert style/shape	CCGW, CNGA, DCGW, DNGA, SNGA, TCGW, TNGA
Nose radius	See above
WH Wiper	Only available with CNGA120408
Edge condition	E, S, T

Chamfer width	0.05 mm, 0.10 mm, 0.15 mm, 0.20 mm, 0.25 mm, 0.30 mm, 0.35 mm
Chamfer angle	Chamfer angle range 10° to 40° incl.
Maximum cutting edge length	See above

Tailor Made










# Hard part turning inserts tailor made offer (inch)

- Available in CAPP family: I415
- Available with insert styles: CCGW, CNGA, DCGW, DNGA, SNGA, TCGW and TNGA

Insert grade CB7014	CB7015	CB7025	CB7524	CB7525
------------------------	--------	--------	--------	--------

## Insert style/shape

<p>CCGW 2 Edges</p> 	<p>CNGA 4 Edges</p> 	<p>DCGW 2 Edges</p> 	<p>DNGA 4 Edges</p> 	<p>SNGA 8 Edges</p> 	<p>TCGW 3 Edges</p> 	<p>TNGA 6 Edges</p> 
---	---	---	--	---	---	---

Images show uncoated inserts but please note that CB7015 and CB7525 are coated.




## Nose radius

Insert style/shape	Nose radius options	
CCGW3(2.5)	1 (0.016 inch)	2 (0.031 inch)
CNGA43	2 (0.031 inch)	3 (0.047 inch)
DCGW3(2.5)	1 (0.016 inch)	2 (0.031 inch)
DNGA43	2 (0.031 inch)	3 (0.047 inch)
SNGA43	3 (0.047 inch)	
TCGW2(1.5) <sup>1)</sup>	1 (0.016 inch)	
TCGW22 <sup>2)</sup>	1 (0.016 inch)	
TNGA22	1 (0.016 inch)	
TNGA33	2 (0.031 inch)	

## WH wiper

Only available with CNGA432

## Edge condition

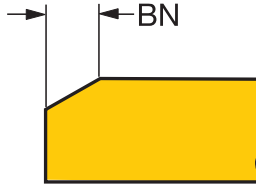
E = ER Standard ER	
S = Chamfer + ER	
T = Chamfer only	

<sup>1)</sup>This is the only thickness available for grades CB7524 & CB7525.

<sup>2)</sup>This thickness is only available for grades CB7014, CB7015, CB7025.

### Chamfer width

- 0.0020 inch
- 0.0039 inch
- 0.0059 inch
- 0.0079 inch
- 0.0098 inch
- 0.0118 inch
- 0.0138 inch



<b>Chamfer angle</b> Chamfer angle range: 10° to 40° incl.	
---	--

<b>Maximum cutting edge length</b>	Insert style/shape	CB7014, CB7015, CB7025	CB7524, CB7525
	CCGW	0.0787 inch	0.1102 inch
	CNGA	0.1142 inch	0.1142 inch
	DCGW	0.0827 inch	0.1220 inch
	DNGA	0.1417 inch	0.1417 inch
	TCGW	0.0709 inch	0.1220 inch

Insert grade	CB7014, CB7015, CB7025, CB7524, CB7525	Chamfer width	0.0020 inch, 0.0039 inch, 0.0059 inch, 0.0079 inch, 0.0098 inch, 0.0118 inch, 0.0138 inch
Insert style/shape	CCGW, CNGA, DCGW, DNGA, SNGA, TCGW, TNGA	Chamfer angle	Chamfer angle range 10° to 40° incl.
Nose radius	See above	Maximum cutting edge length	See above
WH Wiper	Only available with CNGA120408		
Edge condition	E, S, T		